



# LD310 SPECIFICATION

LD310/120/7XX/YY/WH

Smooth appearance and line design; Up to 50,000 hours. Low maintenance cost; Can be installed horizontally and vertically; The Angle can be adjusted to  $\pm 15^\circ$ ; The protection grade is IP66, IK08; The drive box is opened without tools for easy maintenance. ADC12 high pressure casting aluminum shell, conducive to heat dissipation; High strength tempered glass lampshade with light transmission performance is stronger; Type I / II / III / IV / V light distribution can meet the different requirements of road lighting.

## Product data

### General Information

Light source replaceable	No
Number of gear units	-
Driver/power unit/transformer	Driver
Driver included	Yes
Optic type	Unsymmetric
Optical cover/lens type	Tempered glass
Luminaire light beam spread	Type I / II / III / IV / V
Sensor socket	Selectable
Cable length	0.2m (selectable)
Protection class IEC	Safety class I
Certifications	CE/CQC
Lifetime (hour)	50,000h
EU RoHS compliant	Yes
Light source engine type	LED

## Operating and Electrical

Input power	120W
Input voltage	100-277Vac
Input frequency	50/60Hz
Current	1.2A max
THD	<20%
Power factor	>0.97

## Mechanical and Housing

Housing material	Aluminum
Reflector material	-
Optical cover/lens material	Polycarbonate/Tempered glass
Optical cover/lens finish	Clear
Product dimensions (mm)	677*320*109
Product color	White

## Approval and Application

Ingress protection code	IP66
Mech.impact protection code	IK08

## Initial Performance (IEC Compliant)

Initial luminous flux	15600Lm
Luminous flux tolerance	+/-10%
Initial LED luminaire efficacy	130Lm/W
Init.Corr.Color Temperature	3000K/4000K/5000K/5700K
Init.Color Rendering Index	>70
SCDM	≤5

## Application Conditions

Ambient temperature range	-40 to +50°C
Dimming	-

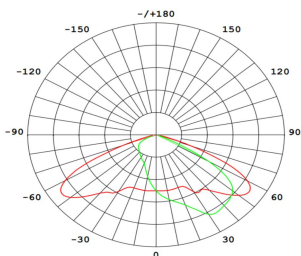
## Logistical Data

Order product name	LD310/120/7XX/YY/WH
Net weight (piece)	7kg
Gross weight (piece)	-
Packaging dimensions (mm)	-
Packaging dimensions (inch)	-
Packaging unit (piece)	Folding carton box 1
Volumen (m³)	-
Volumen (ft³)	-

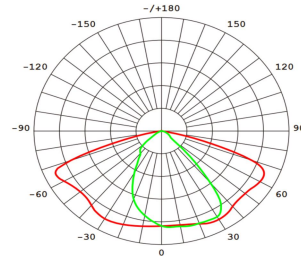
## Application

☉ Urban and residential pedestrian road   ☉ Motorway/Bicycle lane   ☉ Parking lot   ☉ Parkway

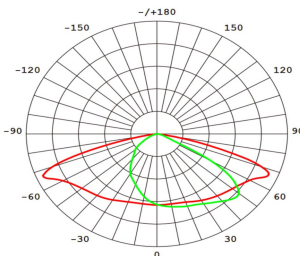
## Light Distribution



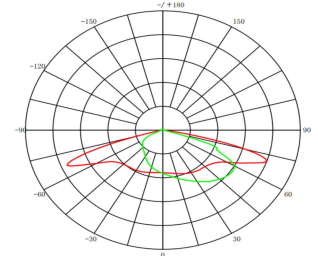
TPI



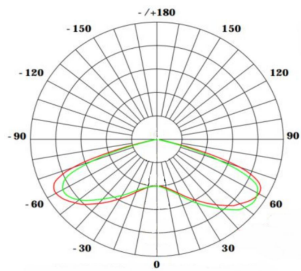
TPII



TPIII

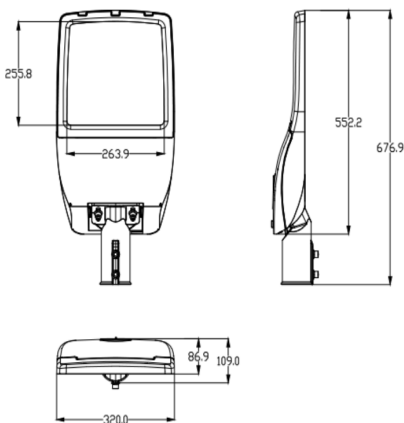


TPIV










TPIV

## Dimensional drawing



Physical dimension (mm)

## Accessories

Material	Description
 Light control device	Light-operated switch
 Short circuit cap	It acts as a temporary short connection
 NEMA base	3PIN/5PIN/7PIN Optional
 NB/4G-CAT1/ZIGBEE intelligent controller	Controllers of various communication modes are optional
 60 to 80 port	Suitable for mounting light poles with a diameter of 80mm
 60 to 40 port	Suitable for mounting light poles with a diameter of 40mm
 Shutdown switch	The function of open cover break protection

Plusrite does not give any representation or warranty as to the accuracy or completeness of the information included herein and shall not be liable for any action in reliance thereon. The information presented in this document is not intended as any commercial offer and does not form part of any quotation or contract, unless otherwise agreed by Plusrite. Plusrite is registered.

[www.plusrite.com](http://www.plusrite.com)