



# TG209 SPECIFICATION

TG209/300/750/60°/M2/SMD

Our new products have high efficiency, uniform and consistent color, a longer design, a variety of installation methods to meet the needs of different places, beautiful at the same time, transparent; permissible operating ambient temperature: in outdoor areas: -40..+50°C

## Product data

### General Information

Light source replaceable	No
Number of gear units	-
Driver/power unit/transformer	Driver
Driver included	Yes
Optic type	Symmetric
Optical cover/lens type	Lens
Luminaire light beam spread	60 Optical
Sensor socket	-
Cable length	-
Protection class IEC	Safety class I
Certifications	CE
Lifetime (hour)	50,000h
EU RoHS compliant	Yes
Light source engine type	LED

## Operating and Electrical

Input power	300W
Input voltage	100-277Vac
Input frequency	50/60Hz
Current	3.0A max
THD	<20%
Power factor	0.95

## Mechanical and Housing

Housing material	Aluminum
Reflector material	-
Optical cover/lens material	Polycarbonate
Optical cover/lens finish	Clear
Product dimensions (mm)	340*240*116mm
Product dimensions (inch)	-
Product color	Black

## Approval and Application

Ingress protection code	IP67
Mech.impact protection code	-

## Initial Performance (IEC Compliant)

Initial luminous flux	48000Lm
Luminous flux tolerance	+/-10%
Initial LED luminaire efficacy	160Lm/W
Init.Corr.Color Temperature	5000K
Init.Color Rendering Index	>70
SCDM	≤5

## Application Conditions

Ambient temperature range	-40 to +50°C
Dimming	-

## Logistical Data

Order product name	TG209/300/750/60°/M2/SMD
Net weight (piece)	7.00kg
Gross weight (piece)	7.50kg
Packaging dimensions (mm)	-
Packaging dimensions (inch)	-
Packaging unit (piece)	Folding carton box 1
Volumen (m³)	-
Volumen (ft³)	-

## Application

---

☉ Area Lighting

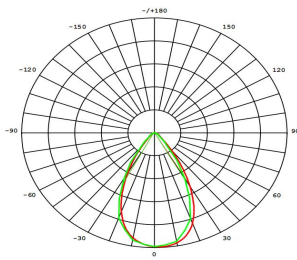
☉ Architecture Lighting

☉ Stadium Lighting

☉ Light Tower

## Light Distribution

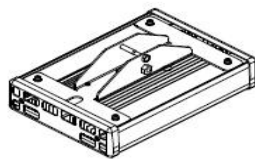
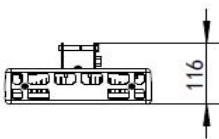
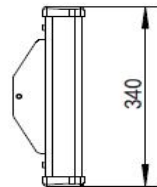
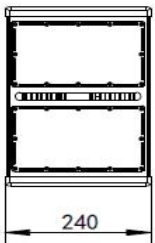
---



60° Optical



## Dimensional drawing

---



Physical dimension (mm)

## Accessories

Material	Description
 Lock the handle	Lock bolt is used for securing a adjustable part of the lighting fixture in a desired position
 Mounting bracket	Multiple mounting brackets are available

Plusrite does not give any representation or warranty as to the accuracy or completeness of the information included herein and shall not be liable for any action in reliance thereon. The information presented in this document is not intended as any commercial offer and does not form part of any quotation or contract, unless otherwise agreed by Plusrite. Plusrite is registered.

[www.plusrite.com](http://www.plusrite.com)