



# PAN II SPECIFICATION

CPS01/28/8XX/YY

Excellent thermal design, aluminum die-casting housing; and also available in white and black housing. 1-10V dimming.

## Product data

---

### General Information

Light source replaceable	No
Number of gear units	1
Driver/power unit/transformer	Power supply unit
Driver included	Yes
Optic type	Symmetrical
Optical cover/lens type	-
Luminaire light beam spread	Parking Garage
Sensor socket	-
Cable length	Cable 0.3m without plug
Protection class IEC	-
Certifications	cETLus, DLC 5.0 Premium
Lifetime (hour)	50, 000H
EU RoHS compliant	Yes

Light source engine type	LED
--------------------------	-----

## Operating and Electrical

Input voltage	100-277V
Input frequency	50/60Hz
Current	100-277V
THD	<20%
Power factor (min)	0.9

## Mechanical and Housing

Housing material	Aluminum
Reflector material	-
Optical cover/lens material	Glass
Optical cover/lens finish	Clear
Product dimensions mm	Ø241*89
Product dimensions (inch)	Ø9.48*3.5
Product color	Black/White

## Approval and Application

Ingress protection code	IP65
Mech.impact protection code	

## Initial Performance (IEC Compliant)

Light output	3640lm
Luminous flux tolerance	+/-10%
Efficacy	130lm/w
Init.Corr.Color Temperature	4000K/5000K
Init.Color Rendering Index	80
Initial input power	28W
Power consumption tolerance	+/-10%

## Application Conditions

Ambient temperature range	-40 to +50°C
Dimming	0-10V

## Logistical Data

Order product name	CPS01/28/8XX/YY
Net weight (piece)	3kg
Gross weight (piece)	2.35kg
Packaging dimensions (mm)	260*260*100
Packaging dimensions (inch)	10.24*10.24*3.94
Packaging unit (piece)	1

Volumen (m <sup>3</sup> )	0.006
Volumen (ft <sup>3</sup> )	0.21

## Application

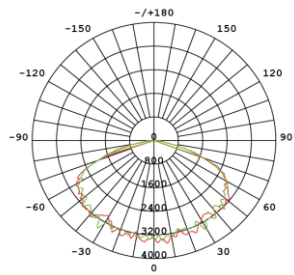
Security lighting

Pathway lighting

Gas station lighting

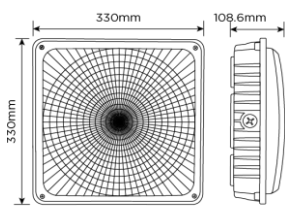
Entryway lighting

## Light Distribution & Spectrum



Parking Garage





## Dimensional drawing



PAN

## Accessories

Material	Description
----------	-------------

Material	Description
 Frosted Lens	Can replace the clear lens
 Motion Sensor	Electronic sensor
 Emergency Driver	EM Driver for canopy
 Diamand Lens	

Plusrite does not give any representation or warranty as to the accuracy or completeness of the information included herein and shall not be liable for any action in reliance thereon. The information presented in this document is not intended as any commercial offer and does not form part of any quotation or contract, unless otherwise agreed by Plusrite. Plusrite is registered.