



POSEIDON V SPECIFICATION

ALS05/240/SW/8XX/YY

Our products have high efficiency, uniform and consistent color, a longer design, a variety of installation methods to meet the needs of different places, beautiful at the same time, with a special lens design that can reduce light to the back side.

Product data

General Information

Light source replaceable	No
Number of gear units	1
Driver/power unit/transformer	Power supply unit
Driver included	Yes
Optic type	Symmetrical
Optical cover/lens type	Lens
Luminaire light beam spread	Type II /Type III/Type IV/Type V
Sensor socket	Z10/ZHAGA
Cable length	Cable 0.3 m without plug
Protection class IEC	Safety class I
Certifications	cETLus/FCC/DLC5.1 Premium
Lifetime (hour)	50,000h
EU RoHS compliant	Yes

Light source engine type	LED
--------------------------	-----

Operating and Electrical

Input voltage	120-277V/277-480V/12V
Input frequency	50 or 60Hz
Current	2.4A
THD	<20%
Power factor (min)	0.95

Mechanical and Housing

Housing material	Aluminum die cut
Reflector material	-
Optical cover/lens material	Polycarbonate
Optical cover/lens finish	Clear
Product dimensions mm	371*424.58*78
Product dimensions (inch)	14.61*16.71*3.07
Product color	Bronze/Black/White

Approval and Application

Ingress protection code	IP66
Mech.impact protection code	IK08

Initial Performance (IEC Compliant)

Light output	27000lm-180w/30000lm-200w/26000lm-240w
Luminous flux to lerrance	+/-10%
Efficacy	140lm/w/150lm/w
Init.Corr.Color Temperature	3000K/4000K/5000K
Init.Color Rendering Index	> 80
Initial input power	180W/200W/240W
Power consumotion tolerance	+/-10%

Application Conditions

Ambient temperature range	-40 to +50℃
Dimming	0-10V

Logistical Data

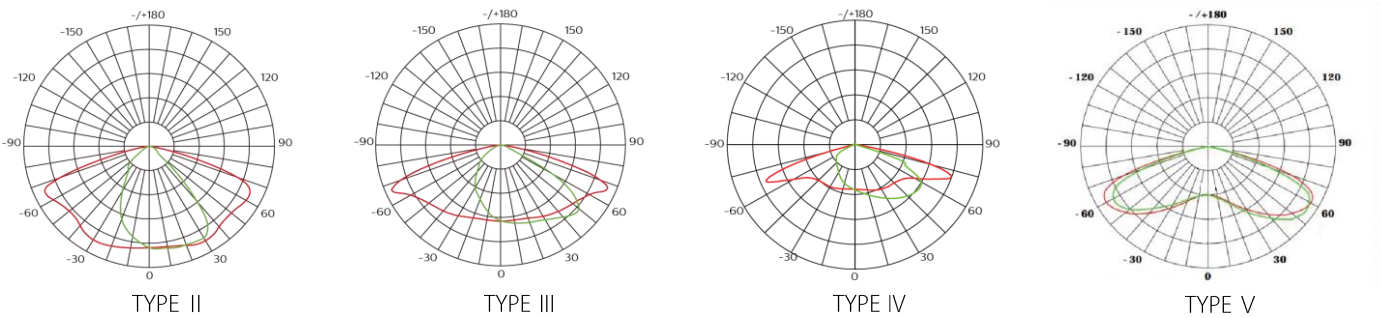
Order product name	ALS05/240/SW/8XX/YY
Net weight (piece)	-
Gross weight (piece)	-
Packaging dimensions (mm)	-
Packaging dimensions (inch)	-
Packaging unit (piece)	-

Volumen (m³)	-
Volumen (ft³)	-

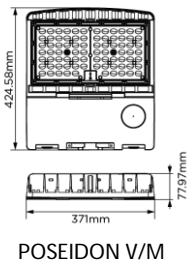
Application

- ☉ Landscape Lighting
- ☉ Pathway Lighting
- ☉ Perimeter Lighting
- ☉ Entryway Lighting






Light Distribution & Spectrum



Dimensional drawing



Accessories

Material	Description
 Yoke Mount	Adjustable angle mounting bracket
 Wall Mount	Wall bracket helps to hold the lighting fuxture attached to the wall
 SB	Mounting bracket for a single lighting fixture
 Extruded Arm	Adjustable universal pole mount is for tube/pipe pole installation of the lighting fixture
 SF	Slip fitter is for round light pole tenon mounting bracket for a single lighting fixture