



# POSEIDON V SPECIFICATION

ALS05/320/SW/8XX/YY

Our products have high efficiency, uniform and consistent color, a longer design, a variety of installation methods to meet the needs of different places, beautiful at the same time, with a special lens design that can reduce light to the back side.

## Product data

---

### General Information

Light source replaceable	No
Number of gear units	1
Driver/power unit/transformer	Power supply unit
Driver included	Yes
Optic type	Symmetrical
Optical cover/lens type	Lens
Luminaire light beam spread	Type II /Type III/Type IV/Type V
Sensor socket	Z10/ZHAGA
Cable length	Cable 0.3 m without plug
Protection class IEC	Safety class I
Certifications	cETLus/FCC/DLC5.1 Premium
Lifetime (hour)	50,000h
EU RoHS compliant	Yes

Light source engine type	LED
--------------------------	-----

## Operating and Electrical

Input voltage	120-277V/277-480V/12V
Input frequency	50 or 60Hz
Current	3.5A
THD	<20%
Power factor (min)	0.95

## Mechanical and Housing

Housing material	Aluminum die cut
Reflector material	-
Optical cover/lens material	Polycarbonate
Optical cover/lens finish	Clear
Product dimensions mm	371*540.52*85.8
Product dimensions (inch)	14.61*21.28*3.38
Product color	Bronze/Black/White

## Approval and Application

Ingress protection code	IP66
Mech.impact protection code	IK08

## Initial Performance (IEC Compliant)

Light output	37500lm-250w/43500lm-290w/48000lm-320w
Luminous flux tolerance	+/-10%
Efficacy	140lm/w/150lm/w
Init.Corr.Color Temperature	3000K/4000K/5000K
Init.Color Rendering Index	> 80
Initial input power	250W/290W/320W
Power consumption tolerance	+/-10%

## Application Conditions

Ambient temperature range	-40 to +50°C
Dimming	0-10V

## Logistical Data

Order product name	ALS05/320/SW/8XX/YY
Net weight (piece)	-
Gross weight (piece)	-
Packaging dimensions (mm)	-
Packaging dimensions (inch)	-
Packaging unit (piece)	-

Volumen (m <sup>3</sup> )	-
Volumen (ft <sup>3</sup> )	-

## Application

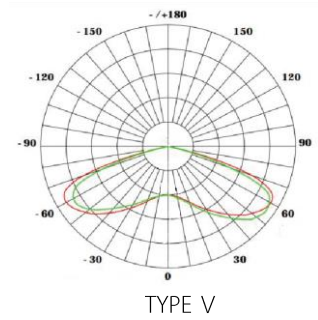
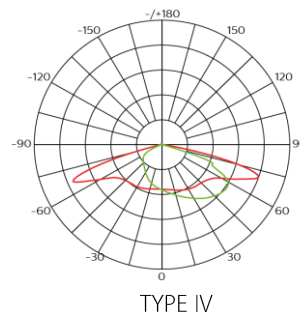
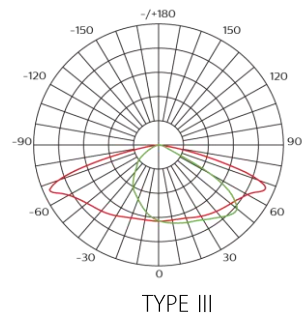
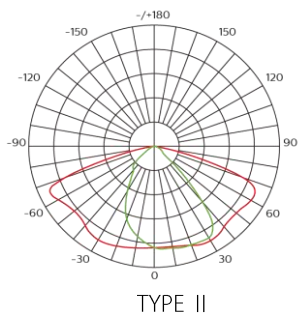
Landscape Lighting

Pathway Lighting

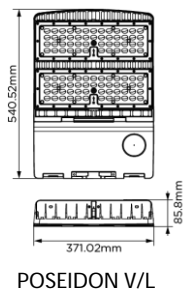
Perimeter Lighting

Entryway Lighting






## Light Distribution & Spectrum



## Dimensional drawing



## Accessories

Material	Description
 <b>Yoke Mount</b>	Adjustable angle mounting bracket
 <b>Wall Mount</b>	Wall bracket helps to hold the lighting fixture attached to the wall
 <b>SB</b>	Mounting bracket for a single lighting fixture
 <b>Extruded Arm</b>	Adjustable universal pole mount is for tube/pipe pole installation of the lighting fixture
 <b>SF</b>	Slip fitter is for round light pole tenon mounting bracket for a single lighting fixture